

AMERICAN LIBRARY ASSOCIATION

2010 ELECTION
OFFICIAL RESULTS

Members of the ALA Election Committee met at ALA Headquarters on April 30, 2010 and certified that the accompanying results are a true report of the election.

ALA ELECTION COMMITTEE:



Veronda J. Pitchford (Chair, presiding)

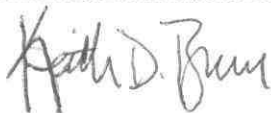

Peter D. Hepburn *PH*

Paul Keith *PK*

Sarah Ann Long

William A. McHugh *WAM*

Holly Richards Sorensen *HRS*




4-30-10

AMERICAN LIBRARY ASSOCIATION

2010 ELECTION
ELECTION SUMMARY


Total Eligible:	55,330
Total Ballots Cast:	11,064
Percent of Eligible:	20.00%

Certified by Survey & Ballot Systems



John Mulcahy, Director of Operations


4-30-10
Date



Notary Public

4-30-10
Date





RYAN, HODGINS & ASSOCIATES CPAs

A Professional Association

7480 Market Place Drive • Eden Prairie, Minnesota 55344
(952) 943-1410 • Fax: (952) 943-4043 • www.ryanhodginscpas.com

Edward M. Ryan, CPA, MBT, CFP, PFS
Brad R. Hodgins, CPA, MBT

Memorandum

To: American Library Association Election Committee
From: Ryan, Hodgins & Associates CPAs
Date: April 28th, 2010
Re: Audit for 2010 Election

We have reviewed the internal control procedures of Survey & Ballot Systems, Inc. regarding the processing of the American Library Association's 2010 election.

1. We initially discussed the election process on February 26th and obtained an understanding of the internal processes and procedures relating to this election.
2. We performed an online test batch on March 12th to review the online process and to test the control procedures. We tested 6 council ballots and 6 divisional ballots and compared them to the test batch results. We found 100% accuracy, NO errors, during this process.
3. On April 19th, we performed an onsite review of the counting process and internal control system to review how the ballots were received, monitored, and secured. We also reviewed the web voting system, process, and security features. Also included was a review of a paper and online test batch.

Based on our observations and sample ballot testing, if all of the ballots processed followed these established internal control procedures, then the final results reported are accurate in all material respects.

RYAN, HODGINS & ASSOCIATES CPAs

Brad R. Hodgins, CPA, MBT

AMERICAN LIBRARY ASSOCIATION

2010 ELECTION

OFFICIAL RESULTS

00. OFFICERS BALLOT

Total Ballots:

10,858

Item #1: Bylaws Article VIII. Committees, Section 8	Votes	Percent	
YES	9,569	97.6%	Adopted
NO	235	2.4%	

Item #2: Bylaws Article X. Notices and Voting by Mail, Section 2	Votes	Percent	
YES	9,102	93.9%	Adopted
NO	587	6.1%	

AMERICAN LIBRARY ASSOCIATION

2010 ELECTION

OFFICIAL RESULTS

00. OFFICERS BALLOT

Total Ballots:
10,858

PRESIDENT-ELECT (Vote for 1)

	Votes	Percent	
Molly Raphael	5,857	57.1%	Winner
Sara Kelly Johns	4,399	42.9%	

TREASURER (Vote for 1)

	Votes	Percent	
Jim Neal	6,891	71.4%	Winner
Alan Kornblau	2,756	28.6%	

AMERICAN LIBRARY ASSOCIATION

2010 ELECTION

OFFICIAL RESULTS

00. OFFICERS BALLOT

Total Ballots:

10,858

COUNCILORS-AT-LARGE

33 to be elected for 2010-2013

*1 to be elected for 2010-2011

(You may vote for from 1-34 individuals)

	Votes	Percent	
Ismail Abdullahi	1,739	18.4%	Winner
Xan Arch	1,668	17.6%	
J. Douglas (Doug) Archer	1,651	17.4%	
Xima Avalos	1,383	14.6%	
Stephanie Davitt Bange	1,284	13.6%	
Thaddeus Bejnar	1,550	16.4%	
Gladys Smiley Bell	1,816	19.2%	Winner
Walter Betts	1,306	13.8%	
Bart Birdsall	1,706	18.0%	
Clara Bohrer	1,556	16.4%	
Steven K. Bowers	1,269	13.4%	
Paula Brehm-Heeger	1,746	18.4%	Winner
Thomas Brogan	1,628	17.2%	
Wanda Brown	1,692	17.9%	
Keri A. Cascio	1,483	15.7%	
Matthew Ciszek	1,616	17.1%	
Donna Corbeil	1,322	14.0%	

AMERICAN LIBRARY ASSOCIATION

2010 ELECTION

OFFICIAL RESULTS

00. OFFICERS BALLOT

Total Ballots:
10,858

Ann Crewdson	1,788	18.9%	Winner
Kelly Czarnecki	2,240	23.6%	Winner
Roberto C. Delgadillo	1,701	18.0%	
John DeSantis	1,679	17.7%	
Karen Downing	2,080	22.0%	Winner
Alison Ernst	1,551	16.4%	
Dana Eure	1,077	11.4%	
Liz Evans	1,476	15.6%	
Naphtali Faris	2,017	21.3%	Winner
Eric Frierson	1,433	15.1%	
Marianne Fues	1,781	18.8%	Winner
Diane Fulkerson	1,515	16.0%	
Loida Garcia-Febo	1,818	19.2%	Winner
Susan Gibbons	1,895	20.0%	Winner
Sol Gómez	1,976	20.9%	Winner
Janice Greenberg	1,979	20.9%	Winner
Larry Grieco	1,492	15.7%	
Jason Griffey	1,665	17.6%	
Romina Gutierrez	1,811	19.1%	Winner
Samantha Hastings	1,659	17.5%	

AMERICAN LIBRARY ASSOCIATION

2010 ELECTION

OFFICIAL RESULTS

00. OFFICERS BALLOT

Total Ballots:
10,858

Nancy Sun Hershoff	1,330	14.0%	
Nann Blaine Hilyard	1,836	19.4%	Winner
Mary Anne Hodel	1,600	16.9%	
David Hurley	1,689	17.8%	
Florante Peter Ibanez	1,403	14.8%	
Julius Jefferson	1,538	16.2%	
Susan L. Jennings	1,711	18.1%	
Lisa Jewell	1,194	12.6%	
Xudong Jin	1,709	18.0%	
Melissa Johnston	2,067	21.8%	Winner
Sue Kamm	1,807	19.1%	Winner
James Keller	1,372	14.5%	
Erlene Bishop Killeen	1,769	18.7%	Winner
Jonathan Kinloch	1,149	12.1%	
Johan Koren	1,482	15.6%	
Charles Kratz	1,666	17.6%	
Joan Lamborn	1,278	13.5%	
Carla Land	1,841	19.4%	Winner
Dennis LeLoup	1,779	18.8%	Winner
Elisabeth Leonard	1,459	15.4%	

AMERICAN LIBRARY ASSOCIATION

2010 ELECTION

OFFICIAL RESULTS

00. OFFICERS BALLOT

Total Ballots:
10,858

Mary Mallory	1,857	19.6%	Winner
Bernard A. Margolis	2,731	28.8%	Winner
Mike Marlin	1,549	16.3%	
Pat McLeod	1,500	15.8%	
Lawrence McCrank	1,196	12.6%	
Linda Mielke	1,685	17.8%	
Barbara Miller	1,738	18.3%	Winner*
W. Bede Mitchell	1,349	14.2%	
Adrian Mixson	1,183	12.5%	
Kathleen Moeller-Peiffer	1,460	15.4%	
Jessica Moyer	1,599	16.9%	
Catherine Murray-Rust	1,684	17.8%	
Carolyn Neal	1,824	19.2%	Winner
Robbie Nickel	1,568	16.5%	
Melora Norman	1,408	14.9%	
M. A. (Peg) Oettinger	1,433	15.1%	
Lawrence (Larry) Olszewski	1,475	15.6%	
Dottie Persson	1,317	13.9%	
Cecilia Poon	1,557	16.4%	
Mary Pagliero Popp	1,698	17.9%	

AMERICAN LIBRARY ASSOCIATION

2010 ELECTION

OFFICIAL RESULTS

00. OFFICERS BALLOT

Total Ballots:
10,858

Michael Porter	1,780	18.8%	Winner
Lauren Pressley	1,967	20.8%	Winner
Cristina Ramirez	1,890	19.9%	Winner
Elizabeth Ridler	1,780	18.8%	Winner
Susan Roman	2,092	22.1%	Winner
Larry Romans	1,984	20.9%	Winner
Doc Roth	1,745	18.4%	Winner
Jacque Samples	1,543	16.3%	
Kevin Scanlon	1,613	17.0%	
Pamela Sieving	1,439	15.2%	
Carol Smith	1,406	14.8%	
Sarah Smith	1,756	18.5%	Winner
John Stachacz	1,071	11.3%	
Mary Stansbury	1,582	16.7%	
Deborah Stansbury Sunday	1,338	14.1%	
Patrick Sweeney	1,991	21.0%	Winner
Tony Tallent	1,622	17.1%	
James Teliha	1,296	13.7%	
Ande Tensae	920	9.7%	
Holly Tomren	1,718	18.1%	